


IOL-106-000-M08 manual

1. Connection diagram

As shown in Figure 1.



Picture 1

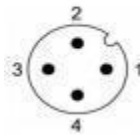
- | | |
|---------------------------|---|
| 1 IO-Link interface | 8 Fixing holes |
| 2 Fixing holes | 9 Port LED: Standard input port 7, Pin4 |
| 3 Label | 10 Standard Output Port 6 |
| 4 Standard output port 1 | 11 Standard output port 4 |
| 5 Standard output port 3 | 12 Standard output port 2 |
| 6 Standard output port 5 | 13 Standard output port 0 |
| 7 Standard output ports 7 | 14 Status LED: Communication/Module |

2. IO-Link interface diagram

As shown in picture 2.

M12, A code,

M12, A类, 公头



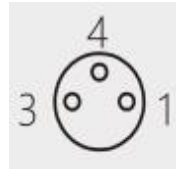
Pin	Function
1	Power supply US , +24 V, max1100 mA
2	Actuator power supply UA, +24V, max2000 mA
3	GND
4	C/Q, IO-Link data transmission channel

Picture 2

3. Standard output port connection diagram

As shown in picture 3.

M8 female



Pin	Function
1	+24 V, 200 mA
3	GND
4	Input signal, +24 V, 200 mA, NPN

Picture 3

4. IO-Link data

Parameter

As shown in Table 1-1.

4.1

Surface 1-1

Data transmission baud rate	COM2 (38 4kbit/s)
Frame type	2 V
Minimum cycle time	2.2ms
Process data cycle time	2.2ms, Consistent with minimum cycle time
Process data length	1



Fuyansheng Electronics (Fujian) Co. LTD

4.2 Process data/output data

As shown in picture 4.

Describe	Bit	Byte
PORT7 PIN4	7	0
PORT6 PIN4	6	
PORT5 PIN4	5	
PORT4 PIN4	4	
PORT3 PIN4	3	
PORT2 PIN4	2	
PORT1 PIN4	1	
PORT0 PIN4	0	

Picture 4

4.3 Process data/input data

No output data is defined.

4.4 Parameter data/request data

As shown in picture 5.

DP P	SPDU		Object name	length	Scope	Defaults
	Index	Subindex				
			Supplier ID	2		0x0454
			Device ID	3		0x0994D3
	0x10	0	Supplier name	18	Read only	FAS (Fujian) Co., LTD
	0x11	0	Supplier text	16		www.fas-elec.com
	0x12	0	Product name	20		FNI IOL-106-100-M08
	0x13	0	Product ID	6		00B513
	0x14	0	Product text	12		IO-Link M8 NPN 8DO
	0x16	0	Hardware version	3		20191219
	0x17	0	Firmware version	3		2.01
	0x40	0	Bit reversal	2	0000-FFFF	0x0000

Picture 5

Note:

0x40 Set bit reverse: 0-bit is not reversed, 1-bit is reversed, such as external input is 0x0000, when 0x40 is 0x0000, the value is 0x0000 (not reversed), when 0x40 is 0xFFFF, the value is 0xFFFF (reverse)

4.5 Mistake

As shown in picture 6.

Error code	Additional code
Device app error 0x80	Index unavailable 0x11
	Subindex unavailable 0x12
	Value out of range 0x30

Picture 6

4.6 Event

As shown in picture 7.

Class/Qualifier			Code (high + low)			
Model	Type	Example				
Appear	Mistake	AL	Equipment hard	Powered by	Power supply low voltage	U2=Powered by+24V
0xC0	0x30	0x03	0x5000	0x0100	0x0010	0x0002
0xF3			0x5112			
Disappear	Mistake	AL	Equipment hard	Powered by	Power supply low voltage	U2=Powered by+24V
0x80	0x30	0x03	0x5000	0x0100	0x0010	0x0002
0xB3			0x5112			
Appear	Mistake	AL	Equipment hard	Powered by	Peripheral power supply	
0xC0	0x30	0x03	0x5000	0x0100	0x0060	
0xF3			0x5160			
Disappear	Mistake	AL	Equipment hard	Powered by	Peripheral power supply	
0x80	0x30	0x03	0x5000	0x0100	0x0060	
0xB3			0x5160			

Picture 7